ECO RADIATORS

PRO SERIES – 2021

STEEL PANEL RADIATORS

ECO-RAD GREAT BRITAIN

RADIATORS & DESIGNER RADIATORS
www.eco-rad.com | export@eco-rad.com

A brand of ECO GLOBAL INDUSTRIES
www.ecogbl.com

ABOUT US

OUR MISSION

Our mission is to provide the best of products quality and engineering, catering for engineers as well as end-users alike. We aim to drive our products towards higher efficiency, better user comfort and longer service life-time. We also aim to lower the end cost of products for users whilst continuously driving the quality foward by adopting automation and better production facilities

OUR GOALS

Our goals focus on end-usability and user-comfort. Our products are engineered to deliver better efficiency, easier to install and easier to use. Our R&D continuously tests new designs and components to ensure our products are delivering best possible performance

OUR COMMITMENT

We are committed to our customers to provide high-quality, efficient and long-service lifetime products. Our products come with 10-Year Warranty & Protection with genuining spare parts for further quality insurance. We are also committed to provide technical and engineering supports to help every engineers and technicians to how best work with our products

UK OFFICE
Constance St, London
United Kindom

ITALY OFFICE
Piazza Dante Alighieri,
Terni, Italy

PHONE
+(44) 0 333 242 2808

EMAIL
export@eco-rad.com

EcoRAD specialises in delivering heating elements of Panel Radiators, Die-Cast Radiators and Designers Radiators. Our products are engineered with high-precision and superb durability. Our products are exported to worldwide.

TYPE 22

PRO



TYPE	22
LENGTH	400 - 3000 MM (PITCH 100MM)
HEIGHT	300, 500, 600MM
DEPTH	64.5MM
OPERATING PRESSRE	10 ATM
TEST PRESSURE	13 ATM
MAXIMUM TEMP. OF HEAT TRANSFER MEDIUM	110 °C
CERTIFICATE OF CONFORMINITY (EUROPE)	EN 442 - 1:2014
COLOUR	RAL 9016 (WHITE)
ASSURANCE	10 YEARS

	HEIGHT MM	CENTER DIST.	VOLUME OF WATER (L/M)	N INDICATOR	TEMP OF INDICATORS (°C)	POWER, (W) WITH RESPECT TO LENGTH (M)													
						400	500	600	700	800	900	1000	1100	1200	1300	1400	1500	1600	1700
TYPE 22	200	149	2.3	1.31	55 / 45 / 20	157	197	236	275	315	354	393	433	472	511	551	590	629	669
					75 / 65 / 20	310	387	464	542	619	697	774	851	929	1006	1084	1161	1238	1316
					95 / 85 / 20	482	603	723	844	964	1085	1205	1326	1446	1567	1687	1808	1929	2049
	300	249	3.4	1.30	55 / 45 / 20	183	228	274	320	365	411	457	503	548	594	640	685	731	777
					75 / 65 / 20	358	447	537	626	716	805	895	984	1073	1163	1252	1342	1431	1521
					95 / 85 / 20	555	694	833	972	1111	1249	1388	1527	1666	1805	1944	2082	2221	2360
	400	349	4.3	1.29	55 / 45 / 20	247	309	370	432	494	555	617	679	741	802	864	926	988	1049
					75 / 65 / 20	494	618	742	865	989	1113	1236	1360	1483	1607	1731	1854	1978	2101
					95 / 85 / 20	763	954	1145	1336	1526	1717	1908	2099	2289	2480	2671	2862	3053	3243
	500	449	5.3	1.31	55 / 45 / 20	295	369	443	516	590	664	738	812	885	959	1033	1107	1180	1254
					75 / 65 / 20	581	726	871	1016	1162	1307	1452	1597	1742	1888	2033	2178	2323	2468
					95 / 85 / 20	904	1131	1357	1583	1809	2035	2261	2487	2713	2939	3165	3392	3618	3844
	600	549	6.5	1,30	55 / 45 / 20	335	419	503	587	670	754	838	922	1006	1090	1173	1257	1341	1425
					75 / 65 / 20	656	821	985	1149	1313	1477	1641	1805	1969	2133	2297	2462	2626	2790
					95 / 85 / 20	1019	1273	1528	1783	2037	2292	2547	2802	3056	3311	3566	3820	4075	4330
	900	849	9.8	1.36	55 / 45 / 20	473	591	710	828	946	1065	1183	1301	1419	1538	1656	1774	1893	2011
					75 / 65 / 20	956	1194	1433	1672	1911	2150	2389	2628	2867	3106	3345	3583	3822	4061
					95 / 85 / 20	1513	1892	2270	2649	3027	3405	3784	4162	4540	4919	5297	5676	6054	6432

TYPE 22

PRO



TYPE	22
LENGTH	400 - 3000 MM (PITCH 100MM)
HEIGHT	300, 500, 600MM
DEPTH	64.5MM
OPERATING PRESSRE	10 ATM
TEST PRESSURE	13 ATM
MAXIMUM TEMP. OF HEAT TRANSFER MEDIUM	110 °C
CERTIFICATE OF CONFORMINITY (EUROPE)	EN 442 - 1:2014
COLOUR	RAL 9016 (WHITE)
ASSURANCE	10 YEARS

	HEIGHT MM	CENTER DIST.	VOLUME OF WATER (L/M)	N INDICATOR	TEMP OF INDICATORS (°C)	POWER, (W) WITH RESPECT TO LENGTH (M)												
						1800	1900	2000	2100	2200	2300	2400	2500	2600	2700	2800	2900	3000
TYPE 22	200	149	2.3	1.31	55 / 45 / 20	708	747	787	826	865	905	944	983	1023	1062	1101	1140	1180
					75 / 65 / 20	1393	1471	1548	1625	1703	1780	1858	1935	2012	2090	2167	2245	2322
					95 / 85 / 20	2170	2290	2411	2531	2652	2772	2893	3013	3134	3254	3375	3495	3616
	300	249	3.4	1.30	55 / 45 / 20	822	868	914	959	1005	1051	1096	1142	1188	1234	1279	1325	1371
					75 / 65 / 20	1610	1700	1789	1878	1968	2057	2147	2236	2326	2415	2505	2594	2684
					95 / 85 / 20	2499	2638	2777	2915	3054	3193	3332	3471	3610	3748	3887	4026	4165
	400	349	4.3	1.29	55 / 45 / 20	1111	1173	1234	1296	1358	1420	1481	1543	1605	1666	1728	1790	1852
					75 / 65 / 20	2225	2349	2472	2596	2719	2843	2967	3090	3214	3338	3461	3585	3708
					95 / 85 / 20	3434	3625	3816	4007	4197	4388	4579	4770	4960	5151	5342	5533	5724
	500	449	5.3	1.31	55 / 45 / 20	1328	1402	1475	1549	1623	1697	1771	1844	1918	1992	2066	2139	2213
					75 / 65 / 20	2613	2759	2904	3049	3194	3339	3485	3630	3775	3920	4065	4211	4356
					95 / 85 / 20	4070	4296	4522	4748	4974	5200	5427	5653	5879	6105	6331	6557	6783
	600	549	6.5	1,30	55 / 45 / 20	1509	1592	1676	1760	1844	1928	2011	2095	2179	2263	2347	2431	2514
					75 / 65 / 20	2954	3118	3282	3446	3610	3774	3938	4103	4267	4431	4595	4759	4923
					95 / 85 / 20	4584	4839	5094	5348	5603	5858	6112	6367	6622	6877	7131	7386	7641
	900	849	9.8	1.36	55 / 45 / 20	2129	2247	2366	2484	2602	2721	2839	2957	3076	3194	3312	3430	3549
					75 / 65 / 20	4300	4539	4778	5017	5256	5495	5734	5972	6211	6450	6689	6928	7167
					95 / 85 / 20	6811	7189	7567	7946	8324	8703	9081	9459	9838	10216	10594	10973	11351

TYPE 33

PRO



TYPE	33
LENGTH	400 - 3000 MM (PITCH 100MM)
HEIGHT	300, 500, 600MM
DEPTH	155MM
OPERATING PRESSRE	10 ATM
TEST PRESSURE	13 ATM
MAXIMUM TEMP. OF HEAT TRANSFER MEDIUM	110 °C
CERTIFICATE OF CONFORMINITY (EUROPE)	EN 442 - 1:2014
COLOUR	RAL 9016 (WHITE)
ASSURANCE	10 YEARS

	HEIGHT MM	CENTER DIST.	VOLUME OF WATER (L/M)	N INDICATOR	TEMP OF INDICATORS (°C)	POWER, (W) WITH RESPECT TO LENGTH (M)													
						400	500	600	700	800	900	1000	1100	1200	1300	1400	1500	1600	1700
TYPE 33	200	149	4.4	1.34	55 / 45 / 20	218	273	327	382	436	491	545	600	654	709	763	818	872	927
					75 / 65 / 20	436	545	654	763	872	981	1090	1199	1308	1417	1526	1635	1744	1853
					95 / 85 / 20	686	857	1029	1200	1372	1543	1715	1886	2058	2229	2401	2572	2744	2915
	300	249	5.1	1.30	55 / 45 / 20	259	323	388	452	517	582	646	711	776	840	905	970	1034	1099
					75 / 65 / 20	506	633	760	886	1013	1139	1266	1393	1519	1646	1772	1899	2026	2152
					95 / 85 / 20	786	983	1179	1376	1572	1769	1965	2162	2358	2555	2751	2948	3144	3341
	400	349	6.5	1.32	55 / 45 / 20	344	429	515	601	687	773	859	945	1031	1116	1202	1288	1374	1460
					75 / 65 / 20	688	860	1032	1204	1376	1548	1720	1892	2064	2236	2408	2580	2752	2924
					95 / 85 / 20	1062	1327	1593	1858	2124	2389	2655	2920	3186	3451	3717	3982	4248	4513
	500	449	8.0	1.32	55 / 45 / 20	401	502	602	703	803	903	1004	1104	1204	1305	1405	1505	1606	1706
					75 / 65 / 20	794	993	1192	1390	1589	1787	1986	2185	2383	2582	2780	2979	3178	3376
					95 / 85 / 20	1241	1552	1862	2173	2483	2793	3104	3414	3724	4035	4345	4656	4966	5276
	600	549	9.3	1.32	55 / 45 / 20	463	578	694	809	925	1041	1156	1272	1388	1503	1619	1735	1850	1966
					75 / 65 / 20	915	1143	1372	1601	1830	2058	2287	2516	2744	2973	3202	3430	3659	3888
					95 / 85 / 20	1429	1786	2144	2501	2858	3216	3573	3930	4287	4645	5002	55359	5716	6074
	900	849	13.5	1.36	55 / 45 / 20	646	808	969	1131	1292	1454	1615	1777	1938	2100	2261	2423	2584	2746
					75 / 65 / 20	1305	1631	1957	2283	2610	2936	3262	3588	3914	4241	4567	4893	5219	5545
					95 / 85 / 20	2067	2583	3100	3616	4133	4650	5166	5683	6200	6716	7233	7750	8266	8783

TYPE 33

PRO



TYPE	33
LENGTH	400 - 3000 MM (PITCH 100MM)
HEIGHT	300, 500, 600MM
DEPTH	155MM
OPERATING PRESSRE	10 ATM
TEST PRESSURE	13 ATM
MAXIMUM TEMP. OF HEAT TRANSFER MEDIUM	110 °C
CERTIFICATE OF CONFORMINITY (EUROPE)	EN 442 - 1:2014
COLOUR	RAL 9016 (WHITE)
ASSURANCE	10 YEARS

	HEIGHT MM	CENTER DIST.	VOLUME OF WATER (L/M)	N INDICATOR	TEMP OF INDICATORS (°C)	POWER, (W) WITH RESPECT TO LENGTH (M)												
						1800	1900	2000	2100	2200	2300	2400	2500	2600	2700	2800	2900	3000
TYPE 33	200	149	4.4	1.34	55 / 45 / 20	982	1036	1091	1145	1200	1254	1309	1363	1418	1472	1527	1581	1636
					75 / 65 / 20	1962	2071	2180	2289	2398	2507	2616	2725	2834	2943	3052	3161	3270
					95 / 85 / 20	3087	3258	3429	3601	3772	3944	4115	4287	4458	4630	4801	4973	5144
	300	249	5.1	1.30	55 / 45 / 20	1163	1228	1293	1357	1422	1487	1551	1616	1681	1745	1810	1874	1939
					75 / 65 / 20	2279	2405	2532	2659	2785	2912	3038	3165	3292	3418	3545	3671	3798
					95 / 85 / 20	3538	3734	3931	4127	4324	4520	4717	4913	5110	5306	5503	5699	5896
	400	349	6.5	1.32	55 / 45 / 20	1546	1632	1718	1804	1889	1975	2061	2147	2233	2319	2405	2491	2576
					75 / 65 / 20	3096	3268	3440	3612	3784	3956	4128	4300	4472	4644	4816	4988	5160
					95 / 85 / 20	4779	5094	5310	5575	5840	6106	6371	6637	6902	7168	7433	7699	7964
	500	449	8.0	1.32	55 / 45 / 20	1807	1904	2007	2108	2208	2308	2409	2509	2609	2710	2810	2911	3011
					75 / 65 / 20	3575	3773	3972	4171	4369	4568	4766	4965	5164	5362	5561	5759	5958
					95 / 85 / 20	5587	5897	6207	6518	6828	7139	7449	7759	8070	8380	8690	9001	9311
	600	549	9.3	1.32	55 / 45 / 20	2082	2197	2313	2428	2544	2660	2775	2891	3007	3122	3238	3354	3469
					75 / 65 / 20	4117	4345	4574	4803	5031	5260	5489	5717	5946	6175	6404	6632	6861
					95 / 85 / 20	6431	6788	7146	7503	7860	8217	8575	8932	9289	9647	10004	10361	10718
	900	849	13.5	1.36	55 / 45 / 20	2907	3069	3230	3392	3553	3715	3876	4038	4199	4361	4522	4684	4845
					75 / 65 / 20	5872	6198	6524	6850	7176	7503	7829	8155	8481	8807	9134	9460	9786
					95 / 85 / 20	9300	9816	10333	10849	11366	11883	12399	12916	13433	13949	14466	14983	15499

CONNECTION GUIDE

SIDE CONNECTION

Side connection can be performed following the 3 basic methods outlined below:

METHOD 1

The diagonal connection is the most preferred method due to the maximum efficiency achievable through the surface area of the radiator unit. With this type of connection, the heat is transfered from the upper inlet of the unit to one side and discharge via the outlet at the bottom, therefore achieving the best possible heating efficiency

METHOD 2

Suitable for side-connection radiators, this method use one-sided connection where the inlet and the oulet are installed on the same side. Most commonly used for apartments, this connection type offers best aesthetic. The heating efficiency is almost at the same level as Method 1

METHOD 3

Side-bottom (or saddle-type) connection is recommended for installations where it is not possible to hide the pipes behind the walls. The pipes here will be hidden underneath the floor boards

METHOD 1
Side Connection

METHOD 2
Side Connection

METHOD 3
Side Connection



CONNECTION GUIDE

BOTTOM CONNECTION

Bottom connection can be performed following the 3 basic methods outlined below:

METHOD 1

One-side connection method - the heated water is circulated into the upper part of the radiator from the bottom inlet and discharge the cooled water from the bottom outlet

METHOD 2

Double-sided (or saddle type) connection method - this type is ideal for detached homes and private buildings. The benefit of this option is the ability to circulate the heated water in either direction: from the bottom to the top or from the top to the bottom

METHOD 3

Double-sided diagonal connection method - this type has the inlet pipe comes from the bottom and the discharge pipe comes out of the side bottom of the opposite end

METHOD 1
Bottom Connection

METHOD 2
Bottom Connection

METHOD 3
Bottom Connection

ECO RADIATORS

10 YEARS PROTECTION

MATERIAL SOURCING

EFFICIENCY RATE

ISO CERTIFICATE 9001:2015

CERTIFICATE EN442

CERTIFICATE DIN GEPRÜFT

CERTIFICATE FOR EUROPE

ECO-RAD GREAT BRITAIN

RADIATORS & DESIGNER RADIATORS

www.eco-rad.com | export@eco-rad.com

+(44) 0 333 242 2808

A brand of ECO GLOBAL INDUSTRIES

www.ecogbl.com