

GREAT BRITAIN

**MECO**  
RADIATOR



Designers Radiators

2021

# HEATING ART

2021

London Collection

# III ECO RADIATOR

## GREETINGS

Our Designer Radiators 2021 Collection aims to provide designers and architects an exclusive collection of more bespoke solutions to heating.

Available in both vertical and horizontal designs and featuring a wide range of sizes and heating capacities, our products are engineered with care and attention to function and form.

We hope you enjoy our latest collection

ECO GB

London - Great Britain

[www.eco-rad.com](http://www.eco-rad.com)

# Design Radiator

# DURHAM


## DESCRIPTION

DURHAM is a range of horizontal Designer Radiator, stunningly modern with flat bars with double sided styles. Available in Anthracite, this selection is very popular with architects and interior designers

## FEATURES

- + 5 Years Warranty
- + Anthracite
- + Mild Steel
- + Double Sided
- + For Rooms or Bathrooms
- + 0.88 kW

Size	Bar Quantity	BTU $\Delta T$ 50°C	Projection (mm)	Wall to Pipe Centre (mm)	Finish
600 x 604	8 x 2	3014	100	65	Anthracite



600 x 604mm  
Anthracite Finish

- 3014 BTU  
- 0.88 kW

Vertical Tube: 68 x 12mm  
Flat Tubes  
Horizontal Tube: 35mm  
Round Tube



# Design Radiator

# BRISTOL


## DESCRIPTION

BRISTOL features a dynamic and elegant form, guaranteed to add that extra wow look to any interior. Available in Anthracite only.

## FEATURES

- + 5 Years Warranty
- + Mild Steel
- + For Rooms or Bathrooms
- + Anthracite
- + 0.71 kW

Size	Bar Quantity	BTU $\Delta T$ 50°C	Projection (mm)	Wall to Pipe Centre (mm)	Finish
1775 x 450	8	2436	99	51	Anthracite



1775 x 450mm  
Anthracite Finish

- 2436 BTU  
- 0.71 kW

Vertical Tube: 30 x 15mm  
Flat Tubes  
Horizontal Tube: 35mm  
Round Tube



# Design Radiator

# PRESTON

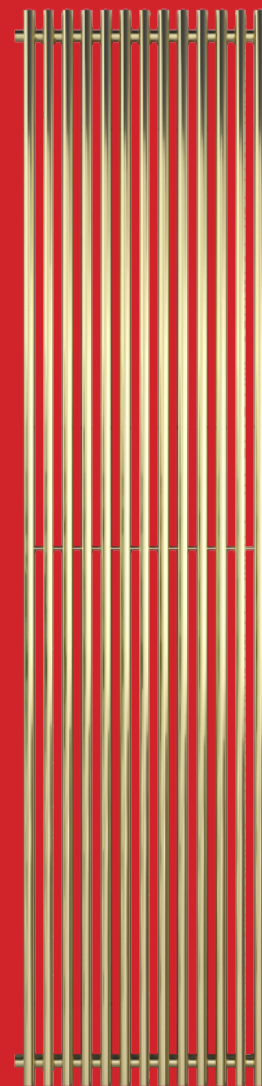
## DESCRIPTION

PRESTON offers a modern linear design with a series of vertical tubes at 22mm, available in stunning Gold or Chrome finish

## FEATURES

- + 5 Years Warranty
- + Steel
- + For Rooms
- + Gold
- + Chrome
- + 0.49 kW to 0.62 kW

Size	No of Tubes	BTU $\Delta T$ 50°C	Projection (mm)	Wall to Pipe Centre (mm)	Finish
550 x 1400	13	1681	101	63	Gold or Chrome
550 x 1800	13	2124	101	63	Gold or Chrome



550 mm x 1400 mm  
Chrome or Gold Finish  
- 1681 BTU  
- 0.49 kW

550 mm x 1800 mm  
Chrome or Gold Finish  
- 2124 BTU  
- 0.62 kW

Vertical Tube: 22mm  
Horizontal Tube: 32mm

Maximum Working Pressure: 10 Bar





# Design Radiator

# LONDON

## DESCRIPTION

LONDON is designed to be a stylish addition to your rooms - featuring low profile height, this type is available in Chrome and Gold

## FEATURES

- + 5 Years Warranty
- + Steel
- + For Rooms
- + Gold
- + Chrome
- + 0.54 kW

Size	No of Tubes	BTU ΔT 50°C	Projection (mm)	Wall to Pipe Centre (mm)	Finish
1000 x 800	13	1828	132	67	Gold
1000 x 800	13	1828	132	67	Chrome



800 x 1000mm  
Gold or Chrome Finish

- 1828 BTU  
- 0.54 kW

Vertical Tube: 40 x 80mm and 20 x 60mm Rectangular Profile  
Horizontal Tube: 30 x 30mm Square Profile

Maximum Working Pressure: 3 Bar

Wall to Center Inlet: 67mm  
Floor to Center Inlet: 245mm  
Wall Projection Distance: 132mm




# Design Radiator

# CORNWALL

## DESCRIPTION

CORNWALL is available in horizontal and vertical alignment. Faithful to its name, this design replicates the motion of wave, offering a stunning addition to any modern homes. Available in Anthracite only



## FEATURES


- + 5 Years Warranty
- + Aluminium
- + For Rooms
- + Anthracite
- + 1.14 kW to 2.0 kW

Size	No of Tubes	BTU $\Delta T$ 50°C	Pipe Centres (mm)	Wall to Pipe Centre (mm)	Finish
1800 x 550	7	6819	640	30 - 50	Anthracite
600 x 950	12	3897	1040	30 - 50	Anthracite

1800 x 550mm  
Anthracite Finish  
- 6819 BTU  
- 2.0 kW

600 x 950mm  
Anthracite Finish  
- 3897 BTU  
- 1.14 kW

Vertical Tube: 70mm Profile  
Maximum Working Pressure: 10 Bar



# Design Radiator

# CARDIFF

## DESCRIPTION

CARDIFF is inspired by music, featuring a rhythmic form much like the classical piano designs. Available in Chrome and manufactured in Stainless Steel and ECO TR10 is available in two sizes: 500 x 1130mm and 600 x 1130mm



## FEATURES

- + 5 Years Warranty
- + Stainless Steel
- + For Rooms
- + Chrome
- + Dual Fuel
- + 2 Sizes Available

Size	Bar Quantity	BTU $\Delta T$ 50°C	Pipes Centre (mm)	Wall to Pipe Centre (mm)	Finish
500 x 1130	19	2931	1220	60-75	Chrome
600 x 1130	19	3517	1220	60-75	Chrome

500 x 1130mm  
Chrome Finish

- 2931 BTU  
- 0.86 kW

Connections: 1/2"  
Maximum Working Pressure: 10 Bar  
Maximum Working Temp: 95°C

600 x 1130mm  
Chrome Finish

- 3517 BTU  
- 1.03 kW

Connections: 1/2"  
Maximum Working Pressure: 10 Bar  
Maximum Working Temp: 95°C




# Design Radiator

# CAMBRIDGE

## DESCRIPTION

CAMBRIDGE features an unique design of interwoven square linear stripes. Beautiful as a centre piece in any homes, this design is sure to bring that wow factor. Available in 3 sizes: 600mm, 700mm and 800mm.



## FEATURES

- + 5 Years Warranty
- + Stainless Steel
- + For Rooms
- + Chrome
- + 3 Sizes Available

Size	Bar Quantity	BTU $\Delta T$ 50°C	Pipes Centre (mm)	Wall to Pipe Centre (mm)	Finish
600 x 600	20	1999	200	30-45	Chrome
700 x 700	24	2332	250	30-45	Chrome
800 x 800	28	2665	300	30-45	Chrome

600 x 600mm | 700 x 700mm | 800 x 800mm  
Chrome Finish

- 1999 BTU | 2332 BTU | 2665 BTU  
- 0.59 kW | 0.68 kW | 0.78 kW

Connections: 1/2"  
Max Working Pressure: 10 Bar  
Max Working Temp: 95°C





# Design Radiator

# DOVER


## DESCRIPTION

DOVER is one of our most collectable radiators art-pieces, the design is simply stunning. Unique in its wavy form, the elegant vertical tubes bring forth the dynamic and energetic touch.

## FEATURES

- + 5 Years Warranty
- + Steel
- + For Rooms
- + White
- + Chrome
- + 0.26 kW to 0.30 kW

Size	Bar Quantity	BTU $\Delta T$ 50°C	Distance (mm)	Weight (kg)	Finish
1973 x 304	11	806	1935	11.2	White or Chrome
1973 x 380	11	1007	1935	13.6	White or Chrome



1973 x 304mm  
White or Chrome  
- 806 BTU  
- 0.26 kW

1973 x 380mm  
White or Chrome  
- 1007 BTU  
- 0.30 kW

Vertical Tube: 22mm diameter  
Spherical Tubes

Horizontal Tube: 35mm

Max Working Pressure: 6 Bar



# Design Radiator

# GLASGOW


## DESCRIPTION

GLASGOW excels in its elegant and well-crafted form with uniform curved vertical tubes and two dividing horizontal tubes. Available in three different lengths, this style is popular for modern interiors.

## FEATURES

- + 5 Years Warranty
- + Steel
- + For Rooms
- + White
- + Chrome
- + 0.27kW to 0.37kW

Size	Bar Quantity	BTU $\Delta T$ 50°C	Distance (mm)	Weight (kg)	Finish
1803 x 380	14	906	1735	11	White or Chrome
1803 x 456	14	1087	1735	13	White or Chrome
1803 x 532	14	1269	1735	15	White or Chrome



1803 x 380mm  
White or Chrome  
- 906 BTU  
- 0.27 kW

1803 x 456mm  
White or Chrome  
- 1087 BTU  
- 0.32 kW

1803 x 532mm  
White or Chrome  
- 1269 BTU  
- 0.37 kW

Vertical Tube: 22mm diameter  
Spherical Tubes

Horizontal Tube: 35mm

Max Working Pressure: 7.8 Bar  
No of Connections: 4 of 1/2"



# Towel Radiator

# KENT

## DESCRIPTION

KENT Towel Radiator is a stunning new product range, featuring U-shape slim rectangular tubes at 60x12mm, expertly bended to follow a fluid form. This model is available in white and anthracite colours, providing ultra modern and stylish addition to any bathrooms.

## FEATURES

- + 5 Years Warranty
- + Mild Steel
- + For Bathrooms
- + White
- + Anthracite
- + 0.75 kW

Size	Bar Quantity	BTU	Projection (mm)	Wall to Pipe Centre (mm)	Finish
1300 x 500	9	2566	150	63	White
1300 x 500	9	2566	150	63	Anthracite



1300 x 500mm  
Anthracite Finish

2566 BTU  
0.75kW

Vertical Tube: 35mm  
Square Tube  
Horizontal Tube: 60 \* 12mm  
Rectangular Tube

1300 x 500mm  
White Finish

2566 BTU  
0.75kW

Vertical Tube: 35mm  
Square Tube  
Horizontal Tube: 60 \* 12mm  
Rectangular Tube



# Towel Radiator

# BRIGHTON


## DESCRIPTION

BRIGHTON Towel Radiator is a newly introduced range, available in Anthracite and White, featuring an elegant U-form. The profile looks stunning in all angles, adding a dynamic touch to any modern bathrooms

## FEATURES

- + 5 Years Warranty
- + Mild Steel
- + For Bathrooms
- + White
- + Anthracite
- + 0.66 kW

Size	Bar Quantity	BTU	Projection (mm)	Wall to Pipe Centre (mm)	Finish
1200 x 500	11	2236	150	63	White
1200 x 500	11	2236	150	63	Anthracite



1200 x 500mm  
Anthracite or White Finish

2236 BTU  
0.66 kW


Vertical Tube: 35mm  
Square Tube  
Horizontal Tube: 60 \* 12mm  
Rectangular Tube

1200 x 500mm  
White Finish

2236 BTU  
0.66 kW

Vertical Tube: 35mm  
Square Tube  
Horizontal Tube: 60 \* 12mm  
Rectangular Tube





# Towel Radiator

# EDINBURGH


## DESCRIPTION

EDINBURGH is our stunning range of Designer Radiators, newly introduced in 2021, featuring curved profiles. Available in White & Anthracite, perfect for a modern interior

## FEATURES

- + 5 Years Warranty
- + Mild Steel
- + For Rooms & Bathrooms
- + White
- + Anthracite
- + 0.52 kW

Size	Bar Quantity	BTU	Projection (mm)	Wall to Pipe Centre (mm)	Finish
500 x 800	7	1762	150	150	White
500 x 800	7	1762	150	150	Anthracite



500 x 800mm  
Anthracite Finish

- 1762 BTU  
- 0.52 kW

Vertical Tube: 35mm  
Square Tube  
Horizontal Tube: 60 x 12mm  
Rectangular Tube

500 x 800mm  
White Finish

- 1762 BTU  
- 0.52 kW

Vertical Tube: 35mm  
Square Tube  
Horizontal Tube: 60 x 12mm  
Rectangular Tube



# Towel Radiator

# SOMERSET

## DESCRIPTION

SOMERSET Towel Radiator, introduced in 2021, features a slim bended-profile. This model is uniquely in its design, providing interior designers and architects the creativity freedom

## FEATURES

- + 5 Years Warranty
- + Mild Steel
- + For Bathrooms
- + Anthracite
- + 0.55kW

Size	Bar Quantity	BTU	Projection (mm)	Wall to Pipe Centre (mm)	Finish
1200 x 550	11	1874	155	68	Anthracite



1200 x 550mm  
Anthracite Finish

- 1875 BTU  
- 0.55 kW

Vertical Tube: 35mm  
Square Tube  
Horizontal Tube: 60 \* 12mm  
Rectangular Tube



# Design Radiator

# BLACKPOOL


## DESCRIPTION

BLACKPOOL is one of our newest designs for 2021, featuring tall form with elliptical vertical bars at 68mm by 12mm and two horizontal bars at 35mm. Available in Anthracite

## FEATURES

- + 5 Years Warranty
- + Anthracite
- + Mild Steel
- + 0.92 kW
- + For Rooms or Bathrooms


Size	Bar Quantity	BTU $\Delta T$ 50°C	Projection (mm)	Wall to Pipe Centre (mm)	Finish
1600 x 480	8	3141	90	51	Anthracite



1600 x 480mm  
Anthracite Finish

- 3141 BTU  
- 0.92 kW

Vertical Tube: 50 x 25mm  
Elliptical Tubes  
Horizontal Tube: 35mm



# Design Radiator

# SALISBURY


## DESCRIPTION

SALISBURY is one of our newest designs for 2021, featuring vertical form with flat bars at 68mm by 12mm and two horizontal tubes at 35mm. Available in Anthracite

## FEATURES

- + 5 Years Warranty
- + Mild Steel
- + For Rooms or Bathrooms
- + Anthracite
- + 0.85 kW

Size	Bar Quantity	BTU $\Delta T$ 50°C	Projection (mm)	Wall to Pipe Centre (mm)	Finish
1600 x 528	7	2888	90	51	Anthracite



1600 x 480mm  
Anthracite Finish

- 2888 BTU  
- 0.85 kW

Vertical Tube: 68 x 12mm  
Flat Tubes  
Horizontal Tube: 35mm  
Round Tube





# Design Radiator

# SWINDON

## DESCRIPTION

SWINDON is one of our most popular Designer Radiators of this year, featuring elegant vertical round tubes – dual panel – and uniquely designed horizontal bars. This is a must have. Available in Anthracite

## FEATURES

- + 5 Years Warranty
- + Anthracite
- + Mild Steel
- + 1.31 kW
- + For Rooms or Bathrooms

Size	Bar Quantity	BTU $\Delta T$ 50°C	Projection (mm)	Wall to Pipe Centre (mm)	Finish
1600 x 460	10	4462	175	76	Anthracite



1600 x 460mm  
Anthracite Finish

- 4462 BTU  
- 1.32 kW

Dual Column Designer Vertical  
Designer Radiator



# Towel Radiator

# MIDDLESBROUGH


## DESCRIPTION

MIDDLESBROUGH is designed for small bathrooms, featuring a corner-form, 90 degrees bending, at 1200mm height by 300mm and 300mm. Available only in Anthracite

## FEATURES

- + 5 Years Warranty
- + Mild Steel
- + For Bathrooms
- + Anthracite
- + 0.54kW

Size	Bar Quantity	BTU	Projection (mm)	Wall to Pipe Centre (mm)	Finish
1200 x 300 x 300	11	1854	80	63	Anthracite



1200 x 300 x 300mm  
Anthracite Finish

- 1854 BTU  
- 0.54 kW

Vertical Tube: 35mm  
Square Tube  
Horizontal Tube: 60 \* 12mm  
Rectangular Tube



# Towel Radiator

# WILTSHIRE

## DESCRIPTION

WILTSHIRE Towel Radiator features a slim U-bended profile, suitable for corner-room installations. This model is uniquely in its design, providing interior designers and architects the creativity freedom. Vertical tubes at 35mm, square profile. Horizontal tubes at 60 x 12mm, rectangular profile.

## FEATURES

- + 5 Years Warranty
- + Mild Steel
- + For Bathrooms
- + Anthracite
- + 0.50 kW


Size	Bar Quantity	BTU	Projection (mm)	Wall to Pipe Centre (mm)	Finish
850 x 300	6	1703	150	63	Anthracite



850 x 300mm  
Anthracite Finish

- 1703 BTU  
- 0.50 kW

Vertical Tube: 35mm  
Square Tube  
Horizontal Tube: 60 \* 12mm  
Rectangular Tube



# Towel Radiator

# GLOUCESTER



## DESCRIPTION

GLOUCESTER Towel Radiator is stunning with both white or anthracite, featuring uniform horizontal round tubes at 22mm and two supporting square vertical tubes at 30mm

## FEATURES

- + 5 Years Warranty
- + Mild Steel
- + For Bathrooms
- + White
- + Anthracite
- + 1.0 kW

Size	Bar Quantity	BTU	Projection (mm)	Wall to Pipe Centre (mm)	Finish
1269 x 500	50	3579	190	81	White
1269 x 500	50	3579	190	81	Anthracite



1269 x 500mm  
Anthracite Finish

- 3579 BTU  
- 1.0 kW

Vertical Tube: 30mm  
Square Tube  
Horizontal Tube: 22mm  
Round Tube

1269 x 500mm  
White Finish

- 3579 BTU  
- 1.0 kW

Vertical Tube: 30mm  
Square Tube  
Horizontal Tube: 22mm  
Round Tube





# Towel Radiator

# CANTERBURY

## DESCRIPTION

CANTERBURY Towel Radiator features uniform horizontal slim rectangular tubes at 42x14mm and two supporting square vertical tubes at 35mm. The design is elegant and modern, suitable for all types of bathroom interior

## FEATURES

+ 5 Years Warranty

+ Mild Steel


+ For Bathrooms

+ White

+ Anthracite

+ 0.67 kW

Size	Bar Quantity	BTU	Projection (mm)	Wall to Pipe Centre (mm)	Finish
1200 x 500	15	2289	155	68	White
1200 x 500	15	2289	155	68	Anthracite



1200 x 500mm  
Anthracite Finish

- 2289 BTU  
- 0.67 kW

Vertical Tube: 35mm  
Square Tube  
Horizontal Tube: 42 x 14mm  
Rectangular Tube

1200 x 500mm  
White Finish

- 2289 BTU  
- 0.67 kW

Vertical Tube: 35mm  
Square Tube  
Horizontal Tube: 42 x 14mm  
Rectangular Tube



# Towel Radiator

# SUNDERLAND


## DESCRIPTION

SUNDERLAND Towel Radiator features a classic form, available in chrome finish, with vertical square tube at 40mm and horizontal square tube at 22mm

## FEATURES

- + 5 Years Warranty
- + Mild Steel
- + For Bathrooms
- + Chrome
- + 0.44 kW

Size	Bar Quantity	BTU	Projection (mm)	Wall to Pipe Centre (mm)	Finish
1200 x 500	22	1493	85	60	Chrome



1200 x 500mm  
Chrome Finish

- 1493 BTU  
- 0.44 kW

Vertical Tube: 40mm  
Square Tube  
Horizontal Tube: 22mm  
Square Tube



# Towel Radiator

# EXETER


## DESCRIPTION

EXETER is one of our newest ranges for Chrome Finish Towel Radiators. Featuring flat horizontal slim bars, ECO TR10 is a great addition to any modern bathroom interiors.

## FEATURES

- + 5 Years Warranty
- + Mild Steel
- + For Bathrooms
- + Chrome
- + 0.44 kW

Size	Bar Quantity	BTU	Projection (mm)	Wall to Pipe Centre (mm)	Finish
1200 x 500	12	1491	126	92	Chrome



1200 x 500mm  
Chrome Finish

- 1491 BTU  
- 0.44 kW

Vertical Tube: 38mm  
Square Tube  
Horizontal Tube: 68 x 12mm  
Flat Tube



# Towel Radiator

# LECEISTER


## DESCRIPTION

LECEISTER features flat horizontal slim bars with round edges, offering a stylish appearance. Available in chrome, it is a great addition to any modern bathroom interiors.

## FEATURES

- + 5 Years Warranty
- + Mild Steel
- + For Bathrooms
- + Chrome
- + 0.41 kW

Size	Bar Quantity	BTU	Projection (mm)	Wall to Pipe Centre (mm)	Finish
1200 x 500	17	1412	130	90.5	Chrome



1200 x 500mm  
Chrome Finish

- 1412 BTU  
- 0.41 kW

Vertical Tube: 35mm  
Square Tube  
Horizontal Tube: 42 x 14mm  
Rectangular Tube





# Towel Radiator

# BATH


## DESCRIPTION

BATH is one of our most striking Designer Towel Radiator ranges, featuring elegant singular-curved round tube against two supporting vertical tubes. Available in Chrome only

## FEATURES

- + 5 Years Warranty
- + Mild Steel
- + For Bathrooms
- + Chrome
- + 0.29 kW

Size	Bar Quantity	BTU	Projection (mm)	Wall to Pipe Centre (mm)	Finish
1310 x 500	1	975	130	90.5	Chrome



1310 x 500mm  
Chrome Finish

- 975 BTU  
- 0.29 kW

Vertical Tube: 35mm  
Square Tube  
Horizontal Tube: 22mm  
Round Tube



# Towel Radiator

# SWANSEA


## DESCRIPTION

SWANSEA is a sleek and modern Designer Towel Radiator, featuring multiple horizontal bars across one-sided vertical bars. The design is widely popular within modern interiors. Available in chrome

## FEATURES

- + 5 Years Warranty
- + Mild Steel
- + For Bathrooms
- + Chrome
- + 0.37 kW

Size	Bar Quantity	BTU	Projection (mm)	Wall to Pipe Centre (mm)	Finish
1080 x 550	12	1273	126	92	Chrome



1080 x 550mm  
Chrome Finish

- 1273 BTU  
- 0.37 kW

Vertical Tube: 38mm  
Square Tube  
Horizontal Tube: 68 x 12mm  
Flat Tube



# Towel Radiator

# DUNDEE



## DESCRIPTION

DUNDEE features contemporary design with 35mm square horizontal tubes. It's sharp, elegant and modern. Available in 1200 x 500mm size, TR14 comes in Chrome and Anthracite finish

## FEATURES

- + 5 Years Warranty
- + Mild Steel
- + For Bathrooms
- + Chrome
- + Anthracite
- + 0.45kW to 0.67kW

Size	Bar Quantity	BTU	Projection (mm)	Wall to Pipe Centre (mm)	Finish
1200 x 500	17	1540	128	90.5	Chrome
1200 x 500	17	2289	128	90.5	Anthracite



1200 x 500mm  
Anthracite Finish

- 2289 BTU  
- 0.67 kW

Vertical Tube: 35mm  
Square Tube  
Horizontal Tube: 35 \* 20mm  
Rectangular Tube

1200 x 500mm  
Chrome Finish

- 1540 BTU  
- 0.45 kW

Vertical Tube: 35mm  
Square Tube  
Horizontal Tube: 35 \* 20mm  
Rectangular Tube



# Towel Radiator

# LEEDS

## DESCRIPTION

LEEDS features a zig-zag design, ultra modern and stylish, suitable for bathrooms installation. Available in Chrome.

## FEATURES

- + 5 Years Warranty
- + Stainless Steel
- + For Bathrooms
- + Chrome
- + 0.7kW to 0.9kW

Size	Watt	BTU	Pipe Centres (mm)	Wall to Pipe Centre (mm)	Finish
1240 x 500	710	2421	490 Hort. 1200 Vert.	65 - 80	Chrome
1640 x 500	867	2957	490 Hort. 1600 Vert.	65 - 80	Chrome



1240 x 500mm  
 Chrome Finish  
 0.7kW  
 2421 BTU  
 No of Section: 7  
 Net Weight: 9.0 KG

1640 x 500mm  
 Chrome Finish  
 0.9kW  
 2957 BTW  
 No of Section: 9  
 Net Weight: 12 KG

Maximum Working Pressure: 10 Bar  
 Maximum Working Temperature: 95 °C  
 Connection Size: 1/2"





# Towel Radiator

# MANCHESTER


## DESCRIPTION

MANCHESTER features an unique design, resembling a saxophone - ultra stylish and modern. Available in Chrome and suitable for vertical installation only

## FEATURES

- + 5 Years Warranty
- + Steel
- + For Bathrooms
- + Chrome
- + 0.4kW per Unit

Size	Watt	BTU	Pipe Centres (mm)	Wall to Pipe Centre (mm)	Finish
1500 x 240	360	1229	50	80 - 95	Chrome



1500 x 240mm  
Chrome Finish  
0.4kW  
1229 BTU  
No of Section: 9  
Net Weight: 6.5 KG

Maximum Working Pressure: 10 Bar  
Maximum Working Temperature: 95 °C  
Connection Size: 1/2"  
Pipe Centre: 50mm



# Towel Radiator

# YORK

## DESCRIPTION

YORK is bold and stylish, featuring an elegant form with a touch of rebellion. The design is most suitable for modern bathrooms. Available in Chrome

## FEATURES

- + 5 Years Warranty
- + Steel
- + For Bathrooms
- + Chrome
- + 0.7kW per Unit

Size	Watt	BTU	Pipe Centres (mm)	Wall to Pipe Centre (mm)	Finish
1200 x 500	699	2385	50	55 - 70	Chrome



1200 x 500mm  
Chrome Finish  
0.7kW  
2385 BTU  
No of Section: 11  
Net Weight: 9.6KG

Maximum Working Pressure: 10 Bar  
Maximum Working Temperature: 95 °C  
Connection Size: 1/2"  
Pipe Centre: 50mm



# Towel Radiator

# LUTON


## DESCRIPTION

LUTON is stunningly beautiful in gold - suitable for bathrooms installation, this design is sure to bring the glamorous look and feel to any interiors.

## FEATURES

- + 5 Years Warranty
- + Steel
- + For Bathrooms
- + Gold
- + 0.4kW to 0.7kW

Size	Watt $\Delta T$ 50°C	BTU $\Delta T$ 50°C	Distance (mm)	No of Tubes	Weight (kg)	Finish
842 x 500	390	1330	460	22	7	Gold
1382 x 500	535	1824	460	37	12	Gold
1772 x 500	685	2388	560	47	17	Gold



Distance from Wall: 75 - 85mm

Horizontal Profile:  $\varnothing$ 16mm

Vertical Profile:  $\varnothing$ 35mm

Maximum Working Pressure: 8 Bar

Maximum Working Temperature: 95 °C

Connection Size: 1/2"



# Towel Radiator

# BOURNEMOUTH


## DESCRIPTION

Absolutely stunning in gold and chrome, BOURNEMOUTH is a must have for any luxurious bathroom design. Available in 1253 x 500mm and 1557 x 500mm, the design gently reminds us of floating boats by the canals of Venice

## FEATURES

- + 5 Years Warranty
- + Mild Steel
- + For Bathrooms
- + Gold
- + Chrome
- + 0.31kW to 0.38 kW

Size	Watt ΔT 50°C	BTU ΔT 50°C	Distance (mm)	No of Tubes	Weight (kg)	Finish
1253 x 500	307	1048	50	-	9	Gold or Chrome
1557 x 500	384	1311	50	-	12	Gold or Chrome



Distance from Wall: 50mm

Horizontal Profile: ø22mm

Maximum Working  
Pressure: 7.8 Bar

Maximum Working  
Temperature: 95 °C

Connection Size: 3 of 1/2"





# Towel Radiator

# DARTMOUTH


## DESCRIPTION

DARTMOUTH is stunningly beautiful in its elegant form, featuring curved horizontal profiles. Available in Chrome, this model is hugely popular among architects and interior designers across the world.

## FEATURES

- + 5 Years Warranty
- + Mild Steel
- + For Bathrooms
- + Chrome
- + 0.60 kW

Size	Watt $\Delta T$ 50°C	BTU $\Delta T$ 50°C	Distance (mm)	No of Tubes	Weight (kg)	Finish
1557 x 500	603	2059	60	-	16	Chrome



Distance from Wall: 50mm

Horizontal Profile:  $\varnothing$ 22mm

Maximum Working  
Pressure: 7.8 Bar

Maximum Working  
Temperature: 95 °C

Connection Size: 3 of 1/2"



# Towel Radiator

# NEWPORT

## DESCRIPTION

NEWPORT features an unique and stylish design with the horizontal tube at 22mm and vertical tube at 32mm. Available in Chrome and Gold

## FEATURES

+ 5 Years Warranty

+ Steel


+ For Bathrooms

+ Chrome

+ Gold

+ 0.2kW

Size	Watt	BTU	Projection (mm)	Wall to Pipe Centre (mm)	Finish
540 x 884	213	726	126	92	Chrome
540 x 884	213	726	126	92	Gold



540 x 884

Chrome Finish

Gold Finish

- 726 BTU

- 0.2 kW

Vertical Profile: 32mm

Horizontal Profile: 22mm

Maximum Working Pressure: 10 Bar

Wall to Center of Inlet: 90mm

Wall Projection Distance: 128mm



# HEATING

# ART

2021

London Collection

III ECO  
RADIATOR





# LONDON - GREAT BRITAIN

ECO Designers Radiators Collection - 2021 - [www.eco-rad.com](http://www.eco-rad.com)